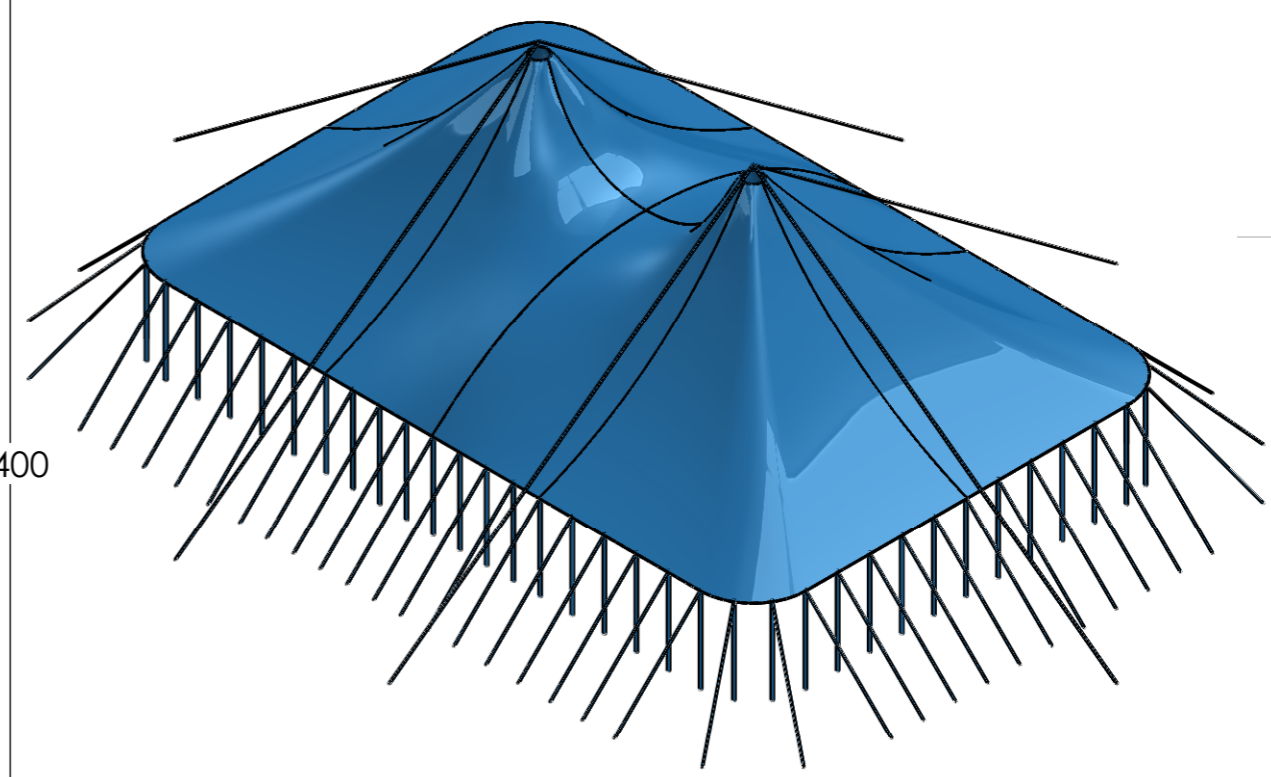
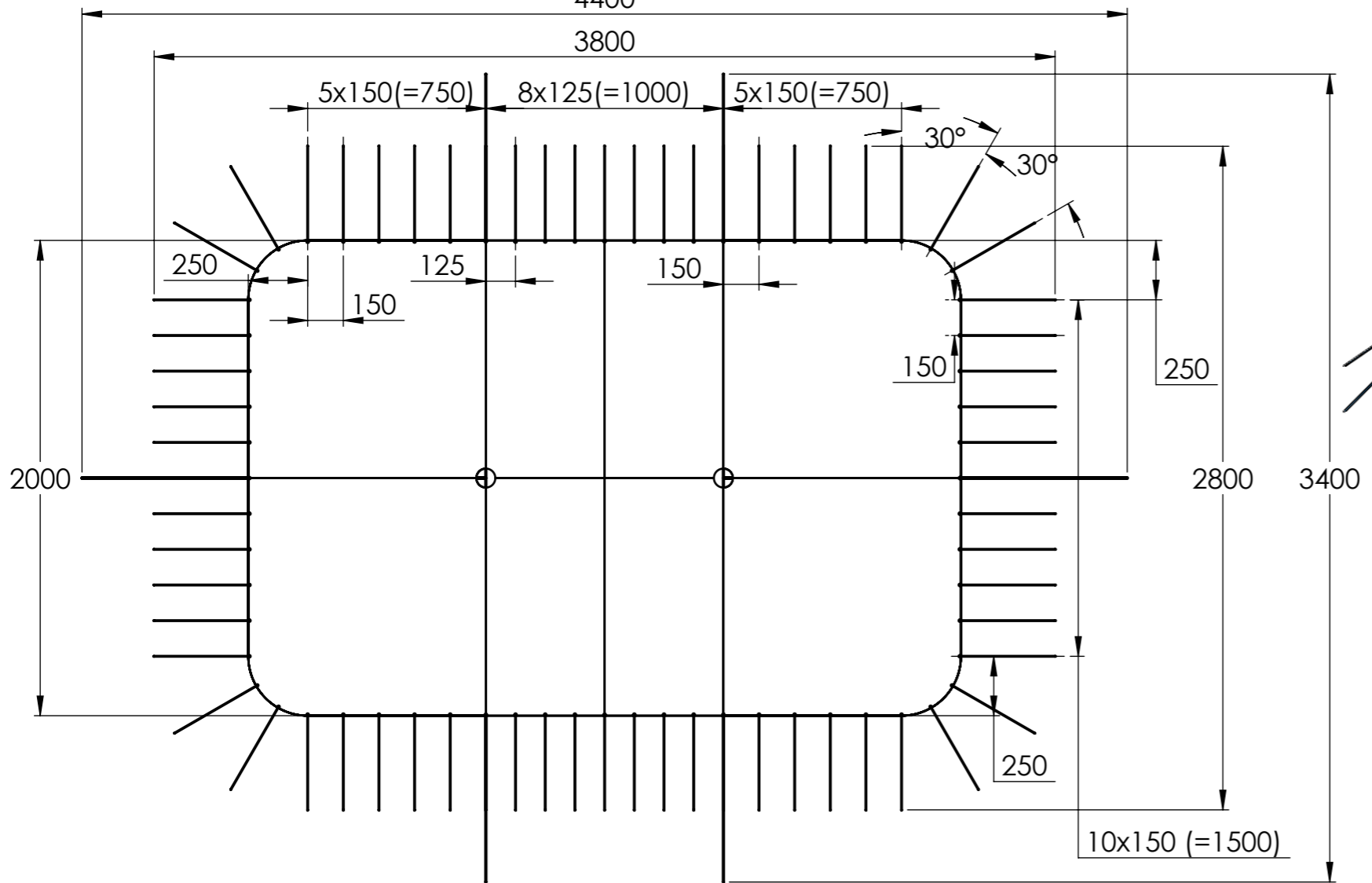


SECTION A-A
SCALE 1 : 200



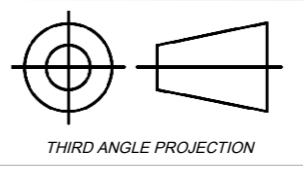
ISSUE	ISSUE	ISSUE	ISSUE
DATE	DATE	DATE	DATE
NAME	NAME	NAME	NAME
CHECKED	CHECKED	CHECKED	CHECKED

GENERAL NOTES AND TOLERANCES
 UNLESS OTHERWISE SPECIFIED:
 DIMENSIONS ARE IN MILLIMETERS
 SURFACE FINISH: Ra=0.8
 TOLERANCES:
 LINEAR: ±0.2
 ANGULAR: ±1°
 DEBUR AND
 BREAK SHARP
 EDGES
 DO NOT SCALE DRAWING

DRAWING STATUS:		
	NAME	DATE
DRAWN		05/04/2013
CHECKED		05/04/2013

This drawing document is the property of Jensen Consulting Limited. It must not be copied, loaned or reproduced in any way, in part or whole without prior written consent.
 © 2012 All rights reserved.

 Jensen Consulting
 7 Paynes Park, Hitchin
 Herts, SG5 1EH
 Tel: 01462 429707
 info@jensen-consulting.co.uk
 www.jensen-consulting.co.uk



MATERIAL:
 FINISH:

USED ON ASSEMBLY NUMBER:	
TITLE:	20m x 30m 2 Pole
DWG NO.	446-PRT-001