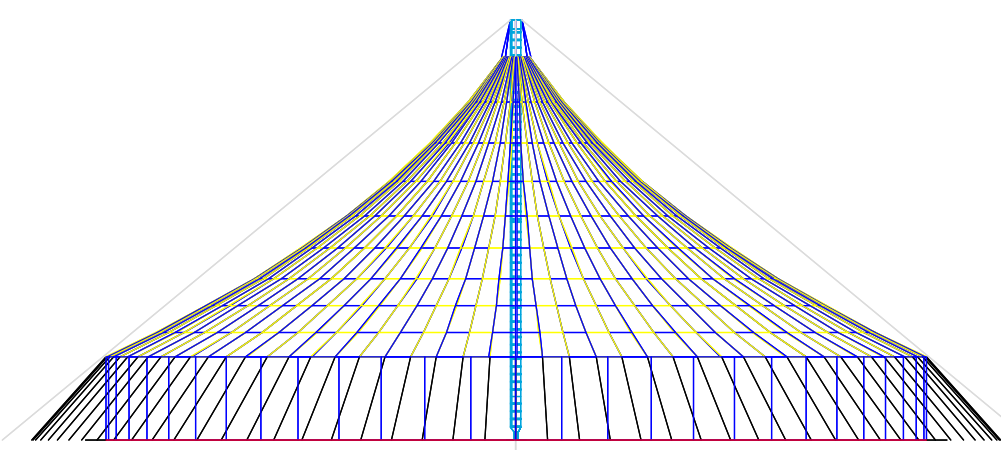
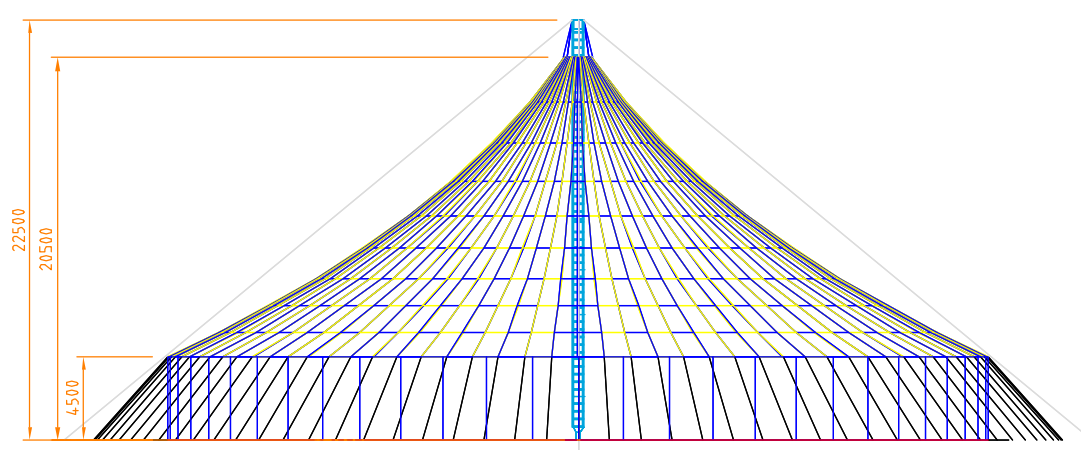
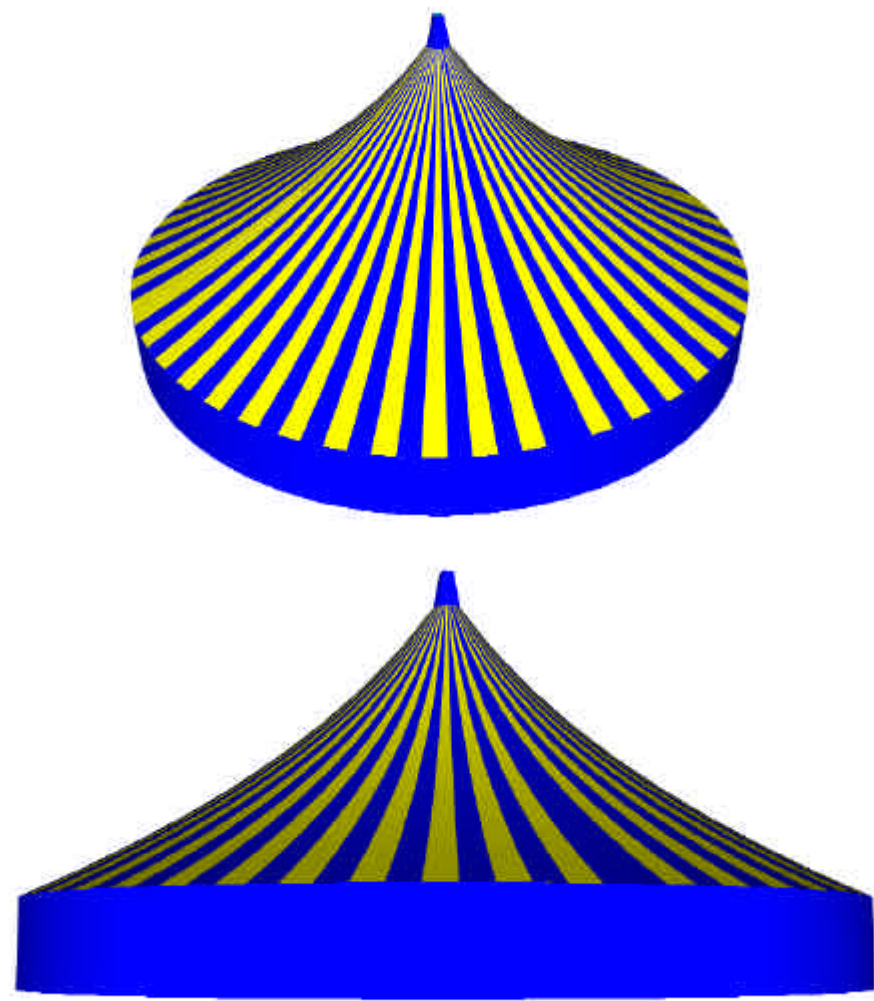
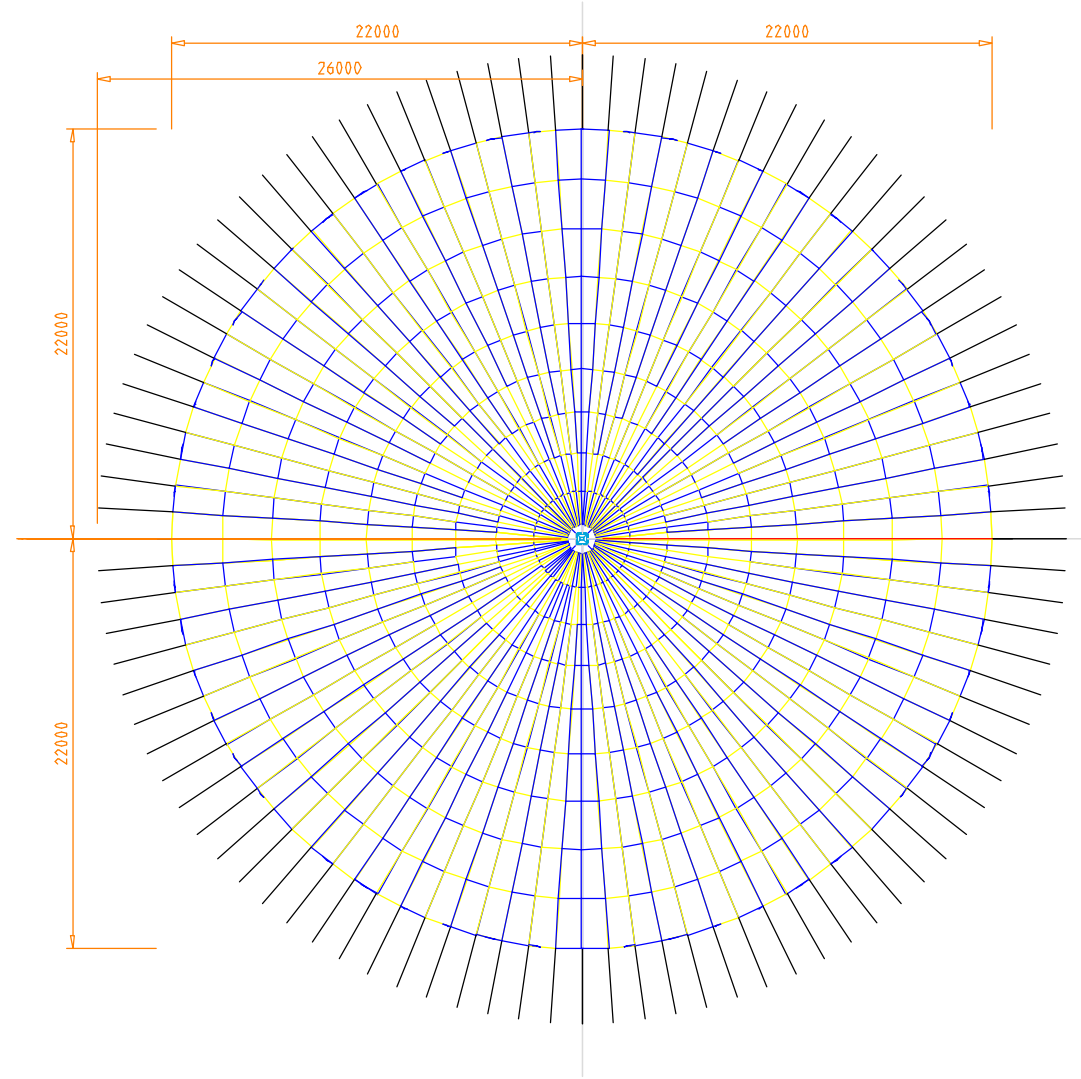


Design copyright © 2008 Rudi Enos Design – Special Structures Lab. Do not scale from this drawing. All dimensions in millimetres unless otherwise stated.  
 Testing in accordance with Table 1 Acceptance Table 2.- heights of structure roof depend upon installation variables - do not scale from drawing

# Mobile Stadiums

Tiered Seating Big Top Hire



### DESIGN PARAMETERS - MT44

#### Performance Criteria

The structure is designed for the following applied loads;  
 Wind load in accordance with British Standard - CP3 Chapter V Part 2 1972. Taking due account of period of exposure.

Wind speed = 42 m/s.  
 Wind load = 1.5 Kn/m<sup>2</sup>

No snow load has been calculated for this structure.

Large distributed and point loads can be suspended within the structure. Dominant openings are not allowed for.  
 Talk to Rudi Enos Design 0114 257 7755.  
 Ground conditions may require extra staking, fastening, or anchorages.

All wind loadings in this example are based upon British Standard - CP3: chapter V: part 2: 1972 and a basic wind speed of 42 m/s | REF Fig 1 page 8 |. This wind speed is factored to give a design wind speed factored as follows (clause 5 pages 9 and 11)

- 1/ Factor S1 - A topography factor to account for cliffs and escarpments, the effects of hills and the sheltering in valleys - nominally 1.1.
- 2/ Factor S2 - A factor to account for ground roughness, building height and size.  
 A factor of 0.63 is used for open countryside with scattered wind breaks, on a structure more than 51m in width or length. | Cp 3 Table 3, factor S2, p 11.
- 3/ Factor S3 - A statistical factor. This is taken as 1.77 which is based on the structure being temporary and subject to a wind likely to occur every 2 years. | Cp 3 Fig 2, factor S3, p 12 |.

BS 8118 : The Structural Use of Aluminium  
 BS 5951 : Part 1: 1985 Structural Steelwork  
 BS 5438 : Parts 2a & 2b : Flame Retardancy.

Fabric Technical data: Specification of Fabric Used:

FR 711 Universal - PVC coated polyester fabric.

1. Base fabric of High Tenacity Branded Polyester. IDIN 60 0011
2. PVC coated on both sides
3. High gloss lacquer surface
4. Dirt repellent
5. Easy to clean
6. Dimensionally stable
7. Resistant to cold up to -30 degrees Celsius IDIN 53 361
8. Flame retardant (see below)
9. Mildew inhibitor biocidally treated
10. Weather resistant
11. Good resistance against ultra-violet rays
12. Light fast colours IDIN 54 114 |

#### ENGINEERED STRUCTURAL FABRICS

Fabrics used for engineering application are usually polyester or glass fibre coated with a variety of chemical compounds. The woven base cloth carries most of the tensile forces while the coating protects the cloth against external environmental effects of ultra violet and pollution. An additional coating of clear lacquer is also applied for additional protection. These lacquers can be acrylic, PVDF (fluorine as in non stick frying pans), or Tedlar.

There are many different combinations of base cloth/coating/lacquer. The correct specification is chosen from experience, and technical and commercial considerations.

#### TYPE 1 STRUCTURAL FABRIC

Support cloth	IDIN 60 114	PES
Ends/plcks	IDIN 53853	9/9
Yarn	IDIN 53834	1111
Weave	IDIN 61101	L1/1
Grey cloth-weight	IDIN 53854	211
Type of coating	PVC	
Total weight	IDIN 53352	901
Tensile strength warp/weft	IDIN 53354	3100/3110
Tear resistance warp/weft	IDIN 53363	310/351
Adhesion	IDIN 53363	110

#### Typical Flame retardancy .....

British	BSS867 TYPE B
Italian	Class 2
French	Classification M 2
German	DIN 4112 B1
US	NFPA 701 small and large scale

Cold crack .....	-41 degrees Celsius	IDIN 53361
Flexing strength .....	no cracking after at 111,110 flexes	IDIN 53359
Widths: (cm) .....	various	

#### COLOUR

Most prime colours are available as standard. Special colours are subject to minimum ordering quantities.

#### LACQUER

Various lacquers are available for different applications, such as PVDF, PTFE, Acrylic, Silicon.


Blackout cloths are available to special order.

The above data are averages from production. Fire certificates for most countries available.  
 Product descriptions and suggested uses are general and subject to trial for the intended end use.  
 Production is subject to change. E&OE

Welding and fabrication to be undertaken in accordance with the national steelwork specification.


### Mobile Structures

Rev	Description	Date



**Designers Engineers**  
 info@rudienosdesign.com  
 www.rudienosdesign.com  
 info@specialstructures.com  
 www.specialstructures.com

**Mobile Stadiums Ltd**  
 The Showground Technology Park  
 Cramlitt Road, North Anston, South Yorkshire, S25 4AJ  
 Tel : +44 (0) 1909 562111 - Fax : +44 (0) 1909 563222  
 email : sales@mobilestadiums.com - website : www.mobilestadiums.com



Title 1 RED-MT66-2009-001A-44m-round-GA.dwg	Drawn by RE	Date 17-04-2009	Drawing No. 001A
Title 2	Project 001A	Scale NTS	